

















**GENERALIZED TABLE OF MAJOR REQUIREMENTS  
OF THE  
TOWN OF BABYLON BUILDING ZONE ORDINANCE**

ZONE	SYMBOL	LOT AREA	WIDTH STREET LINE	STREET FRONTAGE	FRONT YARD	TOTAL SIDE YARD	MINIMUM SIDE YARD	REAR YARD	HEIGHT LIMITS	MAX BLDG. AREA % OF TOTAL AREA
AA RESIDENCE		20,000 Sq. Ft.	125 Ln .Ft.	125 Ln .Ft.	5Sft. <u>GMUW</u>	5Sft. <u>GMUW</u>	8 Ft. <u>GMUW</u>	) Sft. <u>GMUW</u>	30 Feet Or 2.5 Stories	15 %
A RESIDENCE		12,500 Sq. Ft.	100 Ln .Ft.	100 Ln .Ft.	(Sft. <u>GMUW</u>	) Ft. <u>GMUW</u>	8 Ft. <u>GMUW</u>	(Sft. <u>GMUW</u>	30 Feet Or 2.5 Stories	15 %
B RESIDENCE		10,000 Sq. Ft.	80 Ln .Ft.	80 Ln .Ft.	' Sft. <u>GMUW</u>	' Sft. <u>GMUW</u>	8Ft. <u>GMUW</u>	(Sft. <u>GMUW</u>	30 Feet Or 2.5 Stories	20 %
C RESIDENCE		7,500 Sq. Ft.	75 Ln .Ft.	75 Ln .Ft.	' Sft. <u>GMUW</u>	8 Ft. <u>GMUW</u>	8Ft. <u>GMUW</u>	' Sft. <u>GMUW</u>	30 Feet Or 2.5 Stories	30 %
D RESIDENCE		7,500 Sq. Ft.	75 Ln .Ft.	75 Ln .Ft.	' Sft. <u>GMUW</u>	8 Ft. <u>GMUW</u>	8Ft. <u>GMUW</u>	' Sft. <u>GMUW</u>	30 Feet Or 2.5 Stories	30 %
MR MULTIPLE RESIDENCE		2 Acres	NO MINIMUM	NO MINIMUM	(Sft. <u>GMUW</u>	80 Ft. Setback	(Sft. <u>GMUW</u>	) Sft. <u>GMUW</u>	30 Feet Or 2.5 Stories	NO MINIMUM
SC SENIOR CITIZENS MR		2 Acres	NO MINIMUM	NO MINIMUM	' Sft. <u>GMUW</u>	(Sft. <u>GMUW</u>	8Sft. <u>GMUW</u>	8 Ft. <u>GMUW</u>	30 Feet Or 2.5 Stories	NO MINIMUM
MH MOTEL-HOTEL		3 Acres	NO MINIMUM	200 Ln .Ft.	7) Ft. Setback	80 Ft. Setback	40 Ft. Setback	) Sft. <u>GMUW</u>	35 Feet Or 3 Stories	60 %
E BUSINESS		10,000 Sq. Ft.	NO MINIMUM	50 Ln .Ft.	8 Ft. Setback	15 Ft. Setback	3 Ft. Setback	) Sft. <u>GMUW</u>	35 Feet Or 3 Stories	60 %
EA BUSINESS		10,000 Sq. Ft.	NO MINIMUM	50 Ln .Ft.	60 Ft. Setback	15 Ft. Setback	3 Ft. Setback	) Sft. <u>GMUW</u>	35 Feet Or 3 Stories	60 %
EB BUSINESS		10,000 Sq. Ft.	NO MINIMUM	50 Ln .Ft.	45 Ft. <u>GMUW</u>	15 Ft. Setback	3 Ft. Setback	) Sft. <u>GMUW</u>	35 Feet Or 3 Stories	60 %
G INDUSTRY (Light)		15,000 Sq. Ft.	NO MINIMUM	50 Ln .Ft.	10 to 20 Ft. If any bldg is within 150'	NO MINIMUM	At least one of 19 Ft.	10 Ft. Setback	35 Feet	40 %
Ga INDUSTRY (Light)		40,000 Sq. Ft.	NO MINIMUM	100 Ln .Ft.	' Sft. <u>GMUW</u>	NO MINIMUM	At least one of 19 Ft.	30 Ft. Setback	35 Feet	45 %
Gb INDUSTRY (Light)		20,000 Sq. Ft.	NO MINIMUM	100 Ln .Ft.	' Sft. <u>GMUW</u>	NO MINIMUM	At least one of 19 Ft.	10 Ft. Setback	35 Feet	40 %
H INDUSTRY (Heavy)		2 Acres	NO MINIMUM	200 Ln .Ft.	100 Ft. <u>GMUW</u>	NO MINIMUM	NO MINIMUM	50 Ft. Setback	35 Feet	30 %
P.I.P. Planned Industrial Park		1 - 1/2 Acres	150 Ln .Ft.	150 Ln .Ft.	45 Ft. <u>GMUW</u>	60 Ft. Setback	10 Ft. Setback	30 Ft. Setback	35 Feet	42 %

**DETACHED GARAGES**

Zone "A", "AA" 10' rear and side yards  
50' front yard

Zone "B" 8' rear and side yards  
40' front yard

Zone "C" 6' rear and side yards  
40' front yard

**ALL GARAGES**

Maximum of 250Sq.Ft perbay  
Maximum of 2 bays  
(500Sq.Ft.)  
Maximum height - 14Ft.  
Maximum door height - 7Ft.

**ALL STREETS ARE CONSIDERED FRONT YARDS**

If these specifications ARE NOT met - You must apply to the Zoning Board of Appeals for approval

Refer to Town of Babylon Zoning Code (Part II, Chapter 213) at [www.townofbabylon.com](http://www.townofbabylon.com) for permitted uses and specific requirements